

Lite Managed Industrial PoE Switch



PS-3140
4-Port Lite Managed Gigabit PoE Switch (90W)



PS-3180
8-Port Lite Managed Gigabit PoE Switch (160W)

- L2 Managed Industrial PoE switch
- PS-3140 provides 4 x 10/100/1000Mbps ports with PoE (802.3af/at) and 2 independent uplink ports with 1x1000Base-T and 1x1000Base-X
- PS-3180 provides 8 x 10/100/1000Mbps ports with PoE (802.3af/at) for PS-3180 and 2 SFP ports with 1000Base-X
- Delivering power up to 30W per port
- Built-in LINK-Dashboard
- Wizard for quick installation
- Dashboard for real-time device
- Topology Map for quick diagnosis of the failure
- Din-Rail mounting
- IP30 protection and can operate in harsh industrial environments (-40°C to 75°C)
- Support power redundant options
- PS-3140 Equipped with 90W, 48V, Industrial Grade Power Adapter
- PS-3180 Equipped with 160W, 48V, Industrial Grade Power Adapter

Features Highlight

Network Function

- Spanning Tree Protocol
- Rapid Spanning Tree Protocol
- Tag Based/Port-Based VLAN (802.1Q)
- ERPS (G.8032)
- Port-based 802.1x
- ACL
- Port Security

Traffic Management & QoS

- VLAN Support
- Port Isolation
- Port Priority
- Flow Control
- Storm Control
- Loop Detection
- IGMP Snooping
- 802.1p Priority Queues per port
- 802.3x Flow Control

Network Management

- Web GUI
- SNMP v1/v2c/v3
- HTTP, HTTPS, SSH, Telnet
- Firmware Upgradable
- Configuration Backup/Restore
- STP
- LLDP
- DHCP Client
- Mirroring
- ONVIF Discovery
- Port Statistic

LINK-Dashboard on Lite Managed


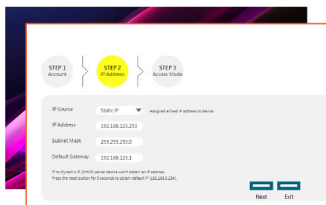
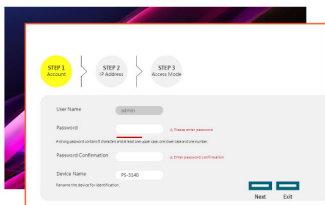
Add-on-Value to LINK L2 Managed PoE Industrial Switch

We would like to present you the new switch features that help you quick identify the system/devices health status without external server. It's embedded to the LINK management switch. We name it LINK-Dashboard 2.0. LINK-Dashboard is the LINK's proprietary Element Management System (EMS) that was developed to help non-IT background users deploy IP Surveillance systems easily. It includes

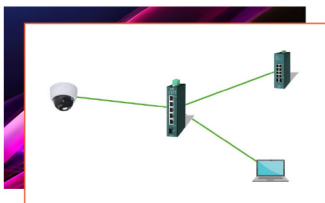
- Installation Wizard
- Topology Map
- Dashboard

The LINK-Dashboard can be accessed by PC, Notebook PC and here below are some screenshot for your reference.

Installation Wizard



Topology Map



Dashboard

